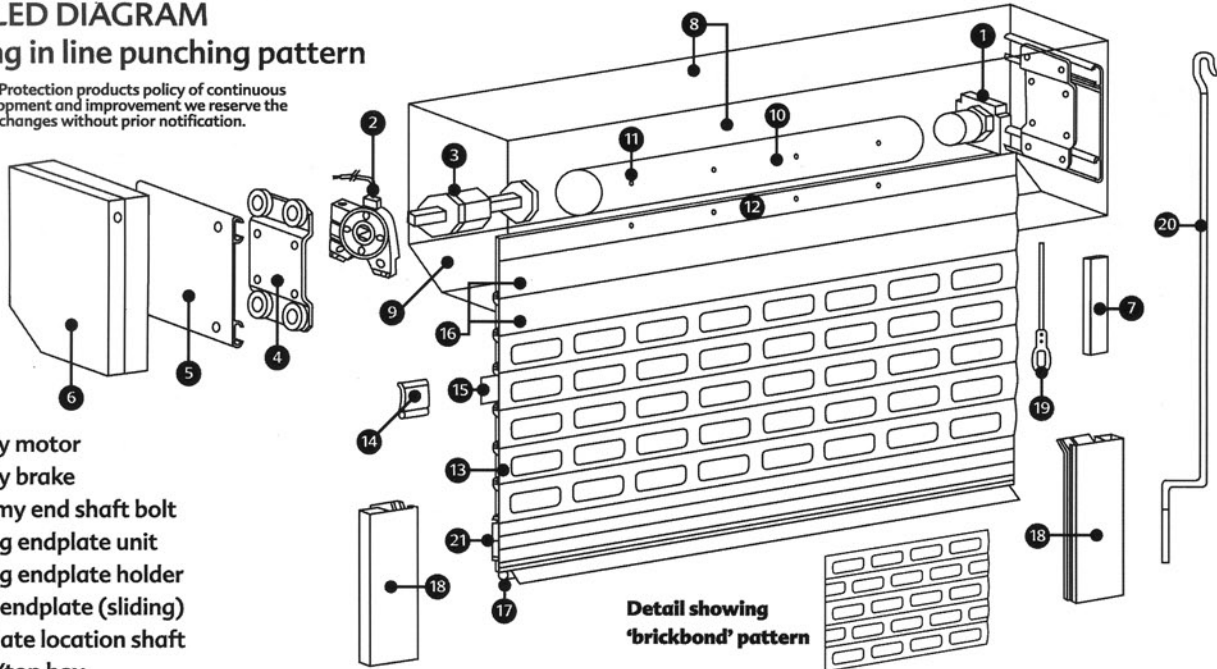


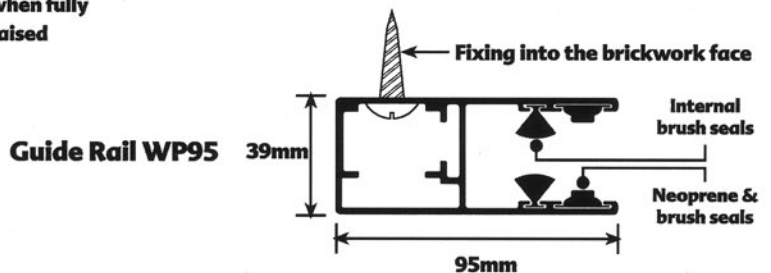
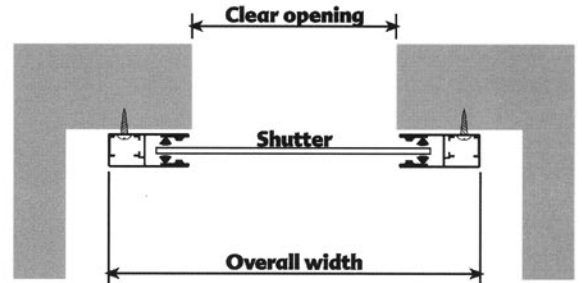
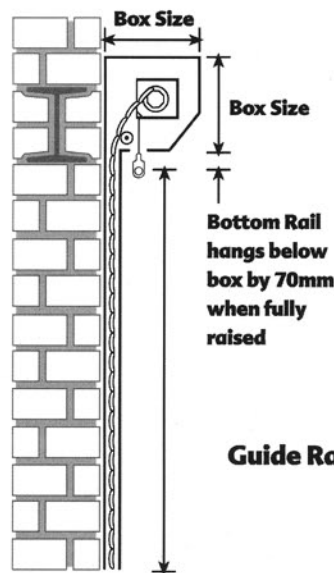
## DETAILED DIAGRAM showing in line punching pattern

Due to Warm Protection products policy of continuous product development and improvement we reserve the right to make changes without prior notification.



1. Somfy motor
2. Safety brake
3. Dummy end shaft bolt
4. Sliding endplate unit
5. Sliding endplate holder
6. Steel endplate (sliding)
7. Endplate location shaft
8. Back/top box
9. Removable front box
10. Tube
11. Rivinuts
12. Top connection curtain profile
13. Punched curtain
14. Endlock for punched slot
15. Lexan strip
16. Double skinned solid slat
17. Bottom rail rubber
18. Guide rail
19. Override eye
20. Override crook
21. Double skinned bottom lath

Overall Height	Box Size A
up to 2700mm	305 x 305
up to 3800mm	360 x 360



### CURTAIN - 77mm x 19mm Weight 8.5kg/m<sup>2</sup> recommended usable size 6000mm (w) x 3000mm (h) max 18m<sup>2</sup>

Constructed from double skinned extruded aluminium alloy with single skin punched section. Punching size 100mm x 40mm with 25mm solid sections between slots. Each profile has a polyamide endlock which is riveted into the double skinned top and bottom chambers of each profile. Standard curtain colours are white or dark brown with other RAL/BS colour options available at an extra cost. For extra security a 2mm Lexan infill can be inserted within a special chamber on the profile to cover and protect the punched sections. PLEASE NOTE: Lexan is only available in 2 metre lengths and butt jointed on solid centres of profiles. Lexan is available at an extra cost. Each curtain has a thick rubber base rail fitted to protect and seal floor and worktop surfaces. Punching patterns available are 'In-line' or 'Brickbond'.

**BOX** - Constructed from roll formed pre-coated aluminium sheet which is roll formed incorporating special folds to ensure rigidity and strength. Standard box colours are white or dark brown. Other colours are available at a surcharge spray painted only. PLEASE NOTE: Due to the boxes being aluminium special treatment needs to be applied for spray painted colours. Allow 3 weeks extra if required.

**BRACKETS (BOX ENDS)** - Constructed from die cast aluminium or galvanised steel with auto-roll system. The auto-roll system allows complete barrel and curtain to move forward and backwards to ensure no deflection of curtain and ensures a smooth and quiet operation. PLEASE NOTE: Auto-roll system is used at our discretion. Standard colours are white or dark brown with other RAL/BS colour options available at an extra cost.

**GUIDE RAIL WP95** - Constructed from extruded aluminium with double brush and neoprene seals. Standard colours are white or dark brown with other RAL/BS colour options available at an extra cost.

**OPERATION** - Powered by Somfy tubular motor with or without manual override facility, each motor has an internal limit switch and thermal overload unit fitted as standard. Switching is via hold to run rocker switch or key switch as standard with options for remote control if required at an extra cost. Safety brakes are also available at an extra cost if required. Battery back-up units, group command modules and optional switching arrangements are also available. Contact our technical department for more details if required.



Unit 5, Throckley Way,  
Middlefields Industrial Est.  
South Shields, Tyne & Wear, NE34 0NU  
Tel: 0191 455 9707 Fax: 0191 427 6855  
admin@warmprotection.com  
www.warmprotection.com